


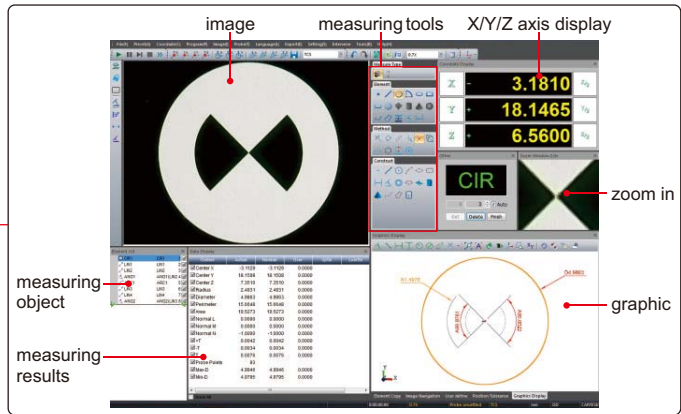
VISION MEASURING SYSTEM



ISD-V250



computer is not included



probe (optional), includes Ø2mm and Ø3mm styli, Ø25mm calibration ball, measuring accuracy is 10µm



lens with coaxial light (optional, must be mounted in factory)

SPECIFICATION

Code	ISD-V150	ISD-V250	ISD-V300
Measuring range (X×Y×Z)	150×100×200mm	250×150×200mm	300×200×200mm
Stage size	354×228mm	450×280mm	500×330mm
Stage glass size	210×160mm	306×196mm	350×250mm
Resolution of X/Y/Z axis	0.5µm		
Accuracy of X/Y axis	≤(2.5+L/100)µm (L is the measuring length in mm)		
Repeatability of X/Y axis	2µm		
Objective	0.7X ~ 4.5X (zoom)		
Working distance	92mm		
Magnification	33X ~ 195X (on 19" monitor)		
Camera	1/3" color CCD, 1.5M pixel		
Illumination	surface and contour with adjustable LED		
Max. height of workpiece	160mm		
Max. weight of workpiece	20kg		
Operation system	Windows 7		
Drive method	manual		
Power supply	110/220V, 50/60Hz		
Dimension(L×W×H)	560×540×850mm	760×600×900mm	760×600×900mm
Weight	100kg	120kg	140kg

STANDARD DELIVERY

Main unit	1pc
Video card with dongle	1pc
Software disc	1pc
Calibration glass chart	1pc
Laser positioner	1pc
Clay	1pc
Foot switch	1pc
Anti-dust cover	1pc

OPTIONAL ACCESSORY

0.5X auxiliary objective	Code: ISD-V-OB05X Working distance: 175mm Magnification: 16.5 ~ 97.5X (on 19" monitor)
2X auxiliary objective	Code: ISD-V-OB2X Working distance: 36mm Magnification: 66 ~ 390X (on 19" monitor)
Probe	Code: ISD-V-PROBE Includes Ø2mm and Ø3mm styli, Ø25mm calibration ball
Lens with coaxial light	Code: ISD-V-LENS (must be mounted in factory)
Vision measuring system with computer	Code: ISD-V150A, ISD-V250A, ISD-V300A

To be continued














Continued from previous page

SOFTWARE FOR VISION MEASURING SYSTEM

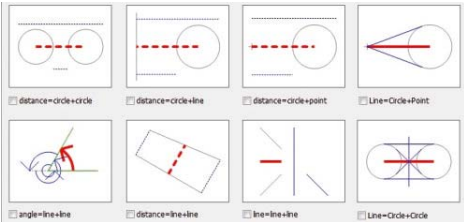
■ **Operation system:** Windows 7

■ **Language:** English

■ **Single measuring tools:**

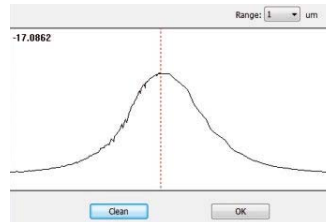
- | | | | |
|---|--|---|--|
|  | measure coordinate of point |  | measure center coordinate, diameter and area of circle |
|  | measure distance between two points |  | measure length and diameter of arc |
|  | measure center coordinate and axis length of ellipse |  | measure length, width and area of rectangle |
|  | measure length, width and diameter of key slot |  | measure width and diameter of ring |
|  | measure length of open curve |  | measure length and area of close curve |
|  | measure focus distance of surface |  | measure distance of two elements |
|  | measure angle of two lines | | |

■ **Combined measuring tools:**



measure distance and angle of two elements


■ **Focus indicator:**



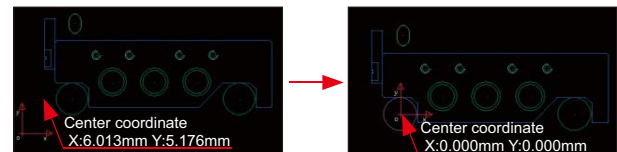
■ **Profile detection:**




■ **Edge-detection:**



■ **Coordinate transfer:**

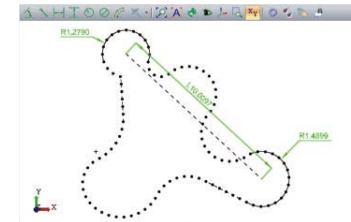


■ **CAD measuring:**

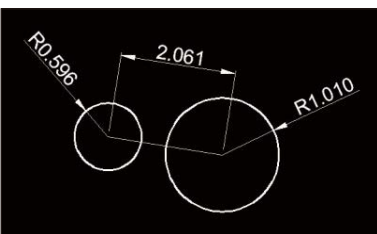


Input CAD drawing and set reference, then move the stage to make the target box in the center of crosshair, the software will do automatic measurement

■ **Contour scanning:**



■ **Data export to CAD, EXCEL and WORD**



CAD

	Constant	Actual	Nominal	Over	Signal	Unit	Status
Start X	0.8172	-0.8172	0				
Start Y	1.0000	1.0000	0				
Start Z	18.826	-0.826	0				
Start R	0	0	0				
Start M	0.0000	0.0000	0				
Start N	0	0	0				
Length	0.6000	0.6000	0				
Angle A	90	0.0000	90.0000				

EXCEL

	Constant	Actual	Nominal	Over	Unit	Status
Start X	0.8172	-0.8172	0			
Start Y	1.0000	1.0000	0			
Start Z	18.826	-0.826	0			
Start R	0	0	0			
Start M	0.0000	0.0000	0			
Start N	0	0	0			
Length	0.6000	0.6000	0			
Angle A	90	0.0000	90.0000			

WORD